

CATSKILL

C R A F T S M E N , I N C .

Assembly Instructions Model 1471

Butcher Block Island with Turned Legs



GENERAL:

1. You have purchased model 1471.
2. Should you need assistance or need to replace a damaged or missing part simply give us a call M-F at 607-652-7321 from 7:30 am - 4:30 pm EST and we'll send you the prepaid part via UPS usually that same day! You may also email us info@catskillcraftsmen.com.
3. These units are ready-to-assemble. Catskill uses positive fastening methods such as wood screws and in some places hidden Bastion Fasteners. You will need some standard household tools: hammer and screwdriver (power screwdriver is recommended). Where possible, we have packaged some of the screws in separate labeled packages. To keep hardware separate after packets are open, we suggest you place each type of screw into separate containers. Note labels for screws and when they are to be used in assembly in the instructions.
4. Directions (left/right, front/back) are given as facing the front of an assembled upright unit.

PARTS AND HARDWARE

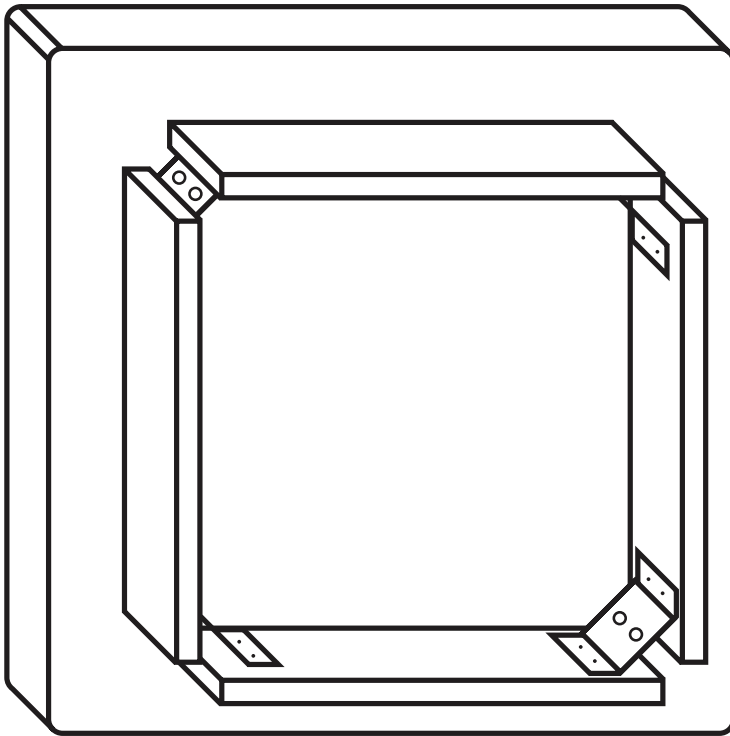
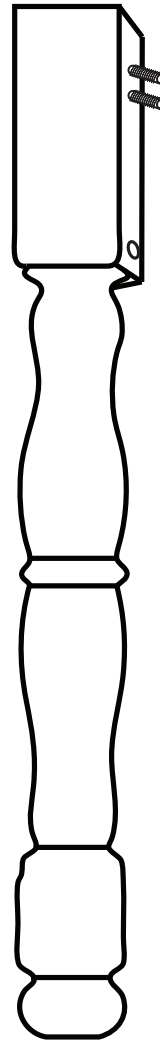


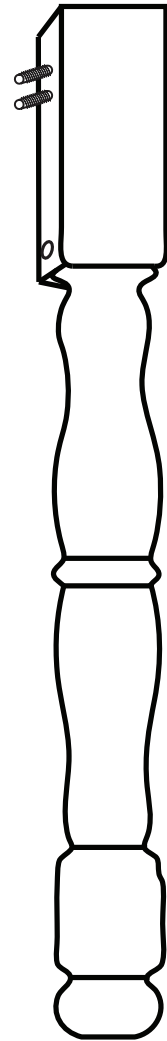
Table Top Assembly (1)



Towel Bar (2)



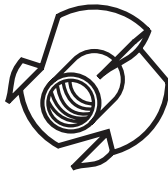
Leg A (2)



Leg B (2)




Flange Nut (8)



Flange Nut With Teeth (4)



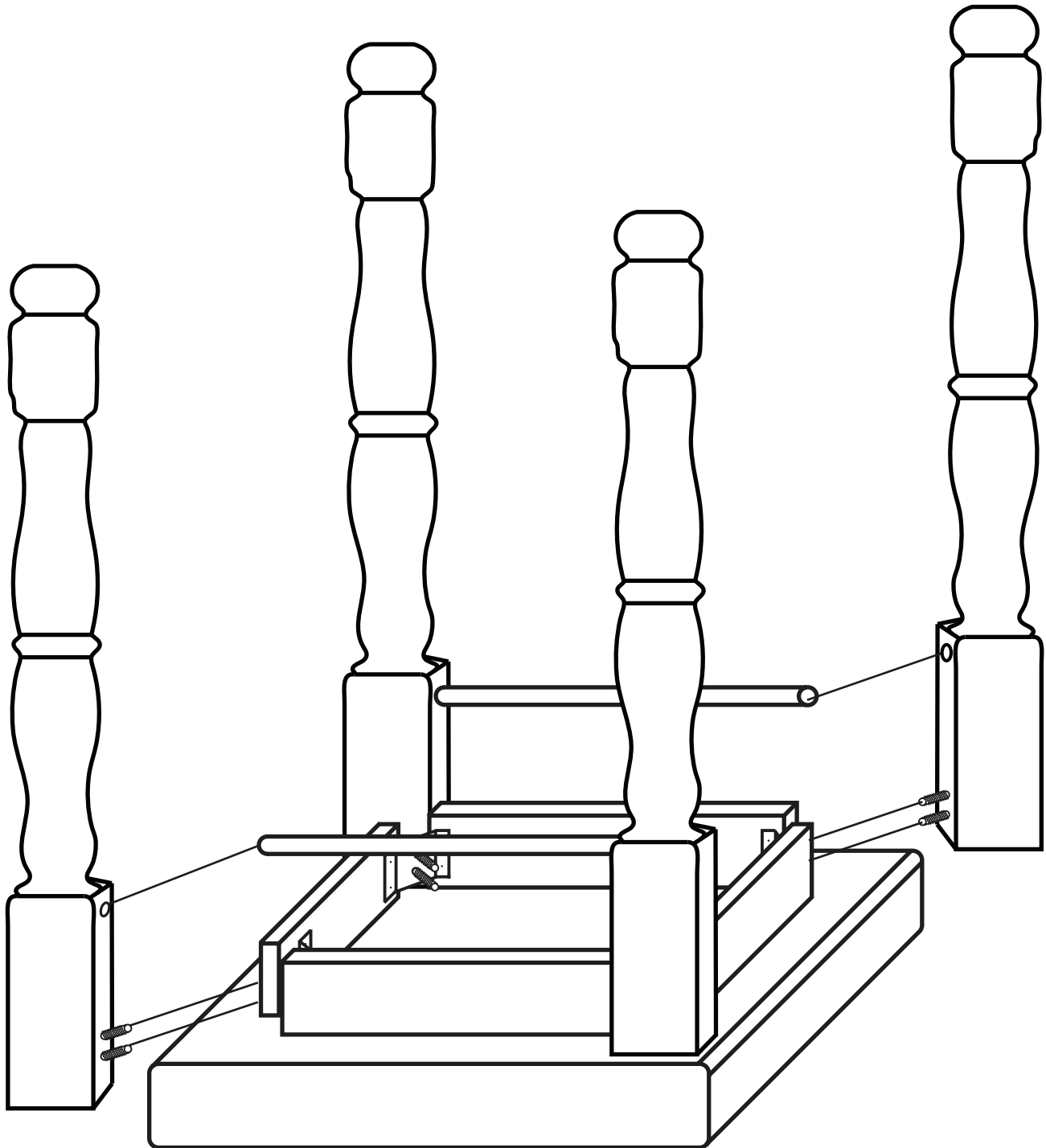
1 1/4" Phillips Flat Head #8 Screw (4)



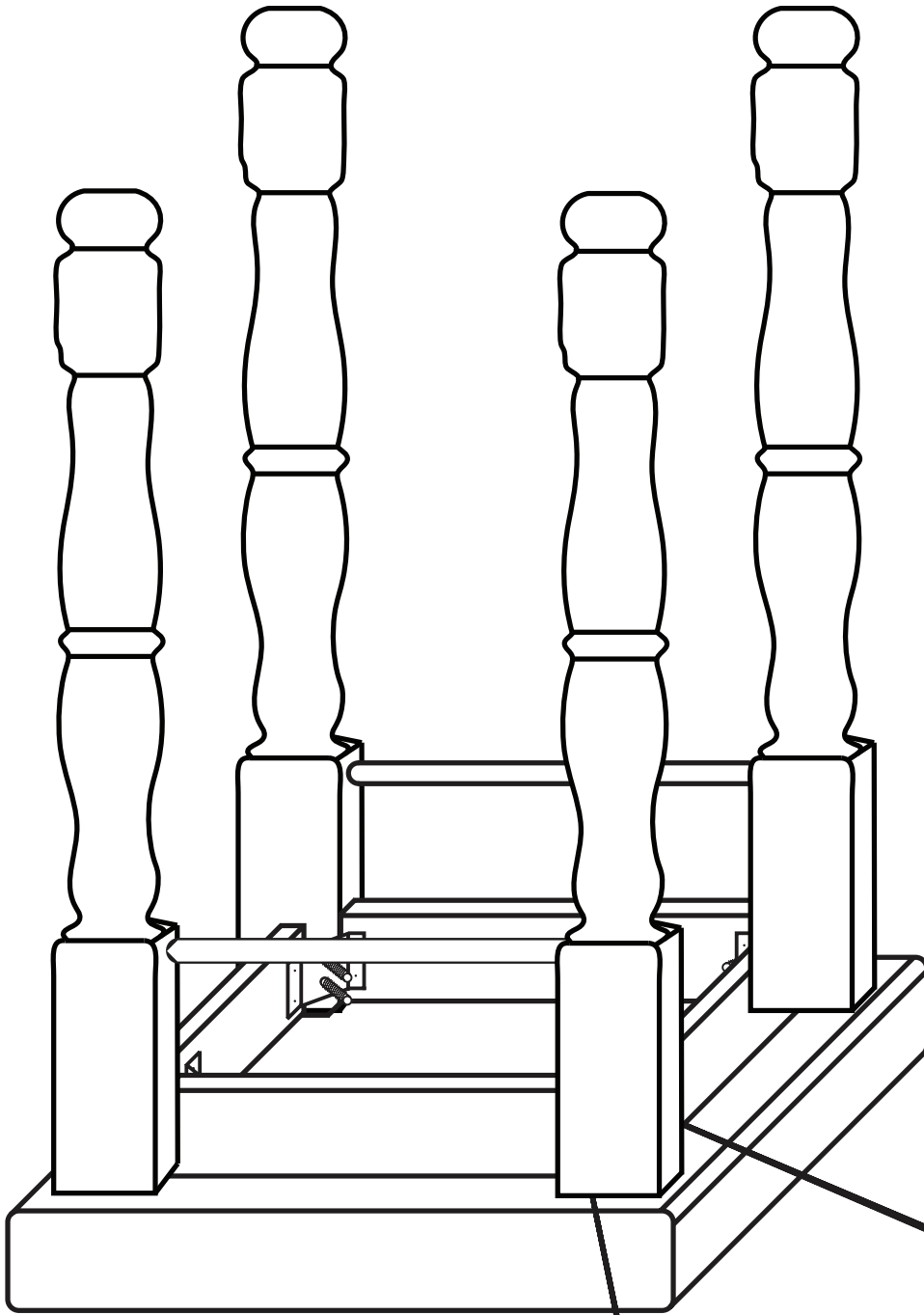
Slatted Shelf (1)

STEP 1

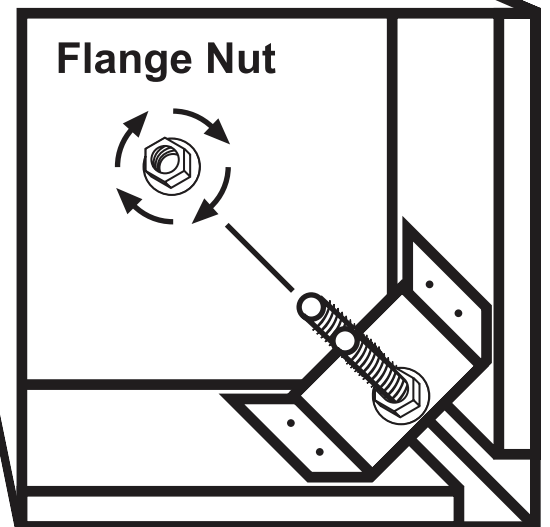
Fit legs into Table Top Assembly according to the diagram and also fit towel bars into the holes on the legs.



STEP 2




Secure legs to Table Top with flange nuts, tighten with pliers or with a 7/16" wrench.



STEP 3

- A. Attach the Slatted Shelf using 1 1/4" #8 screws. You may need someone to help hold the shelf in place while you attach it.
- B. Hang S Hooks on Towel Bar for Pots and Pans storage.





For continued beauty and long life of your Catskill Craftsmen cart, we recommend Catskill Craftsmen's Butcher Block Oil. Our Butcher Block Oil is available directly from Catskill Craftsmen's factory. For one eight ounce (8 fl. oz.) bottle, which is sufficient for two applications, simply send \$7.95 along with the completed coupon to the address below. Visit us online at www.catskillcraftsmen.com to browse our assortment of butcher block care products. Visa and Mastercard are accepted online.



Catskill Craftsmen, Inc.
15 West End Ave.
Stamford, NY 12167-1296



BUTCHER BLOCK OIL COUPON

Please send me _____ # of bottle(s) of the Catskill Craftsmen Butcher Block Oil at \$7.95 per bottle. My check or money order is enclosed for a total of \$_____.

Item code: 1471

Name _____

Address _____

City _____

State _____ Zip _____

Please make checks payable to Catskill Craftsmen Inc.
15 West End Ave., Stamford, NY 12167-1296